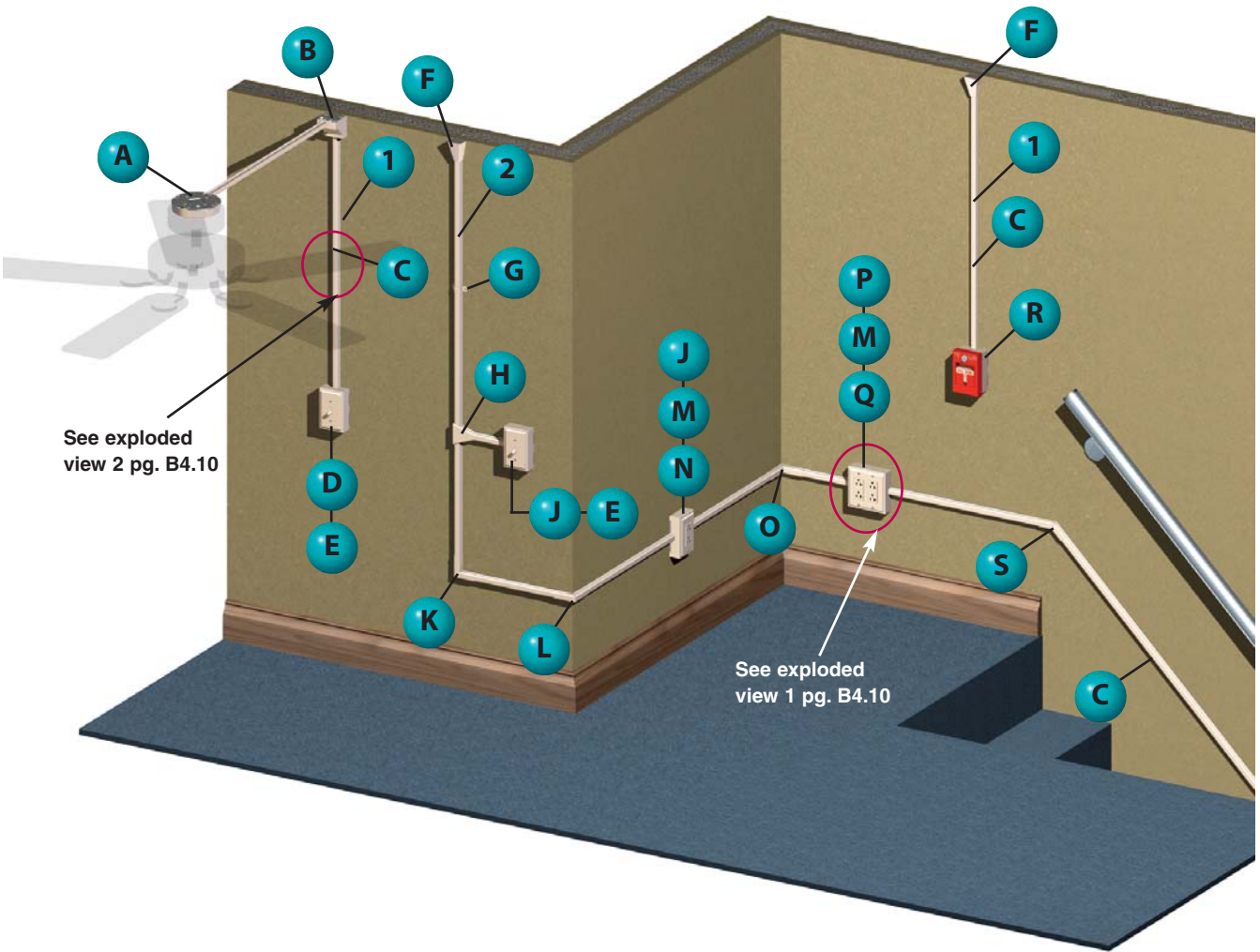
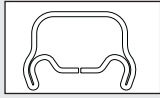
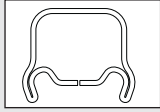


**PMR5/7 Raceway Roadmap**





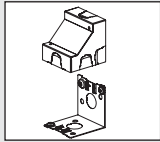
**1** PMR5\*\* – PMR5 Metal Raceway (page B4.11)



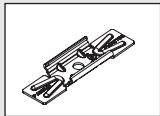
**2** PMR7\*\* – PMR7 Metal Raceway (page B4.11)



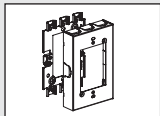
**A** PMR5738A\*\* – Round Fan/Fixture Box (page B4.15)




**B** PMR57CB\*\* – Corner Box (page B4.12)



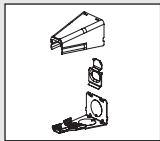
**C** PMR57SC-X – Supporting Clip (page B4.11)



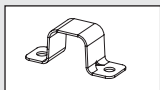
**D** PMR5751\*\* – Single Gang Extension Box (page B4.14)



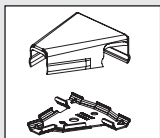
**E** MP1TS\*\* – Single Gang Toggle Switch Faceplate (page B4.16)



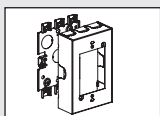
**F** PMR57EE – Entrance End Fitting (page B4.12)



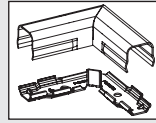
**G** PMR7MS\*\* – Mounting Strap (page B4.11)



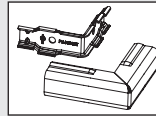
**H** PMR57T\*\* – Tee Fitting (page B4.12)



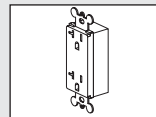
**J** PMR5747\*\* – Single Gang Shallow Outlet Box (page B4.14)



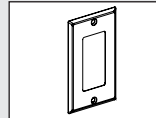
**K** PMR7RA\*\* – Right Angle Fitting (page B4.12)



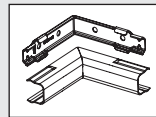
**L** PMR70C\*\* – Outside Corner Fitting (page B4.12)



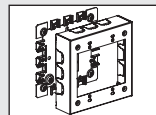
**M** ERU20\*\* – 20V Specification Grade Rectangular Outlet (page B4.72)



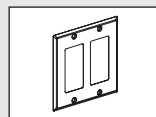
**N** MP1GR\*\* – Single Gang Rectangular Faceplate (page B4.16)



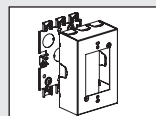
**O** PMR71C\*\* – Inside Corner Fitting (page B4.12)



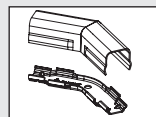
**P** PMR5747-2\*\* – Double Gang Shallow Outlet Box (page B4.14)



**Q** MP2GR\*\* – Double Gang Rectangular Faceplate (page B4.16)



**R** PMR5748\*\* – Single Gang Outlet Box (page B4.14)



**S** PMR7DA\*\* – Diagonal 45° Angle Fitting (page B4.12)